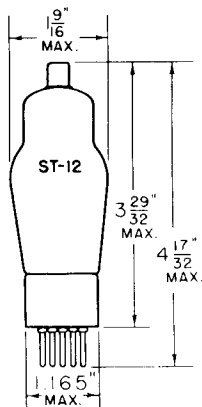


## TUNG-SOL



1A4P

SMALL METAL CAP  
SMALL 4 PIN BASE

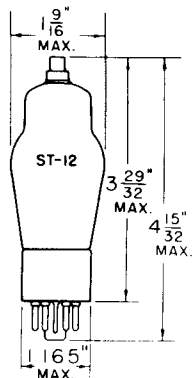
REMOTE CUT-OFF  
PENTODE AMPLIFIER

COATED FILAMENT

2.0 VOLTS 0.060 AMPERE

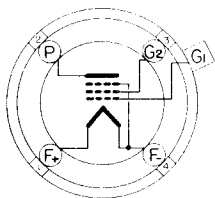
AC OR DC

GLASS BULB




1D5GP

MINIATURE METAL CAP  
SMALL 7 PIN OCTAL BASE



BOTTOM VIEW



BOTTOM VIEW

THESE TUBES ARE REMOTE CUT-OFF PENTODE AMPLIFIERS DESIGNED FOR USE IN BATTERY OPERATED RECEIVERS. EITHER TUBE IS SUITABLE FOR USE WITH AUTOMATIC VOLUME CONTROL IN RF AND IF AMPLIFIERS WITH A MINIMUM OF CROSS MODULATION.

## MOUNTING POSITION

THESE TUBES SHOULD BE OPERATED VERTICALLY WITH THE BASE DOWN. HOWEVER, HORIZONTAL OPERATIONS MAY BE PERMITTED IN THE 1D5GP TUBE TYPE IF PINS 2 AND 7 ARE ON A VERTICAL PLANE. THE SAME WILL BE TRUE FOR THE 1A4P TUBE TYPE IF PINS 1 AND 4 ARE ON A VERTICAL PLANE.

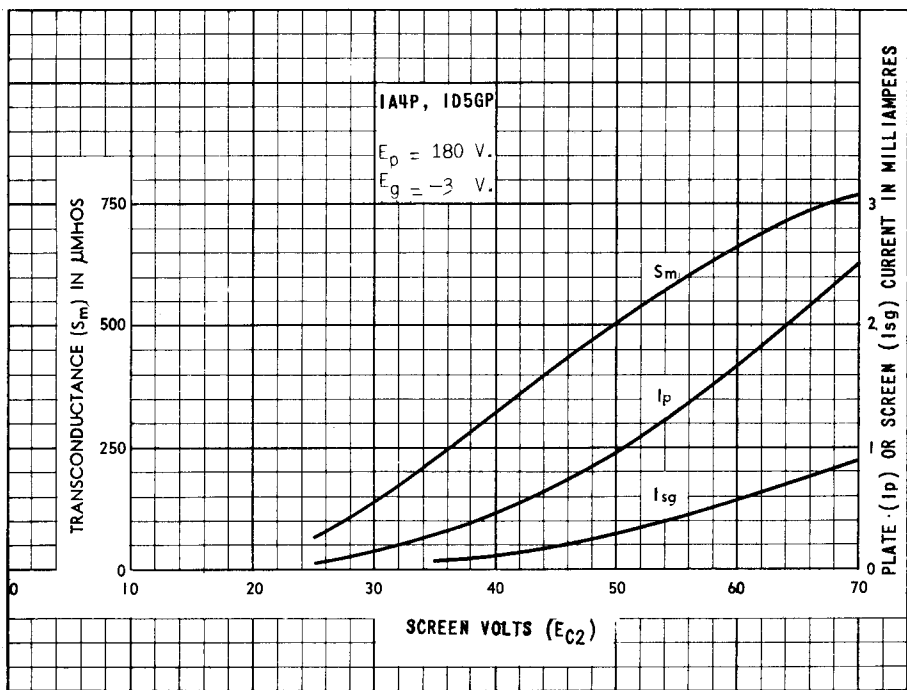
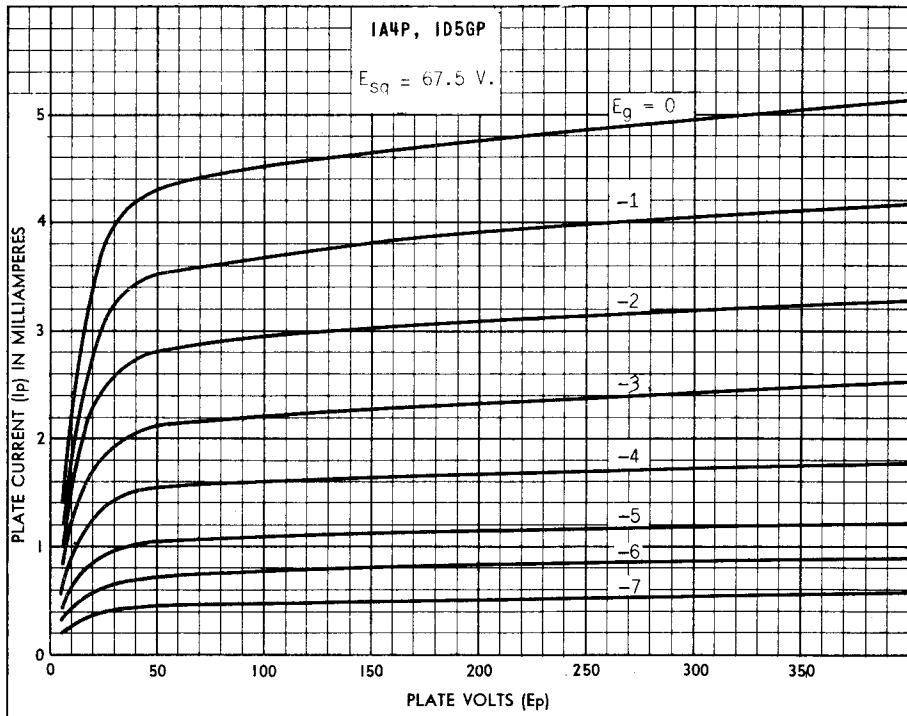
## DIRECT INTERELECTRODE CAPACITANCES

MAXIMUM CONTROL GRID TO PLATE (WITH EXTERNAL SHIELD)	0.007	$\mu\text{mf}$
INPUT ( $G_1$ TO $G_2$ , $G_3$ , F)	5.0	$\mu\text{mf}$
OUTPUT (P TO $G_2$ , $G_3$ , F)	11	$\mu\text{mf}$

## TYPICAL OPERATING CONDITIONS AND CHARACTERISTICS

## CLASS A AMPLIFIER

PLATE VOLTAGE	90	180 MAX.	VOLTS
SCREEN VOLTAGE	67.5	67.5 MAX.	VOLTS
MINIMUM CONTROL GRID VOLTAGE	-3	-3	VOLTS
PLATE CURRENT	2.2	2.3	MA.
SCREEN CURRENT	0.9	0.8	MA.
PLATE RESISTANCE (APPROX.)	0.5	1.0	MEG OHM
TRANSCONDUCTANCE	720	750	$\mu\text{MHOS}$
AMPLIFICATION FACTOR (APPROX.)	425	790	
CONTROL GRID VOLTAGE			
FOR TRANSCONDUCTANCE OF 15 $\mu\text{MHOS}$	-15	-15	VOLTS



PRINTED IN U. S. A.

PLATE 1456  
AUG. 31 1944

# 1A4P (1D5GP)

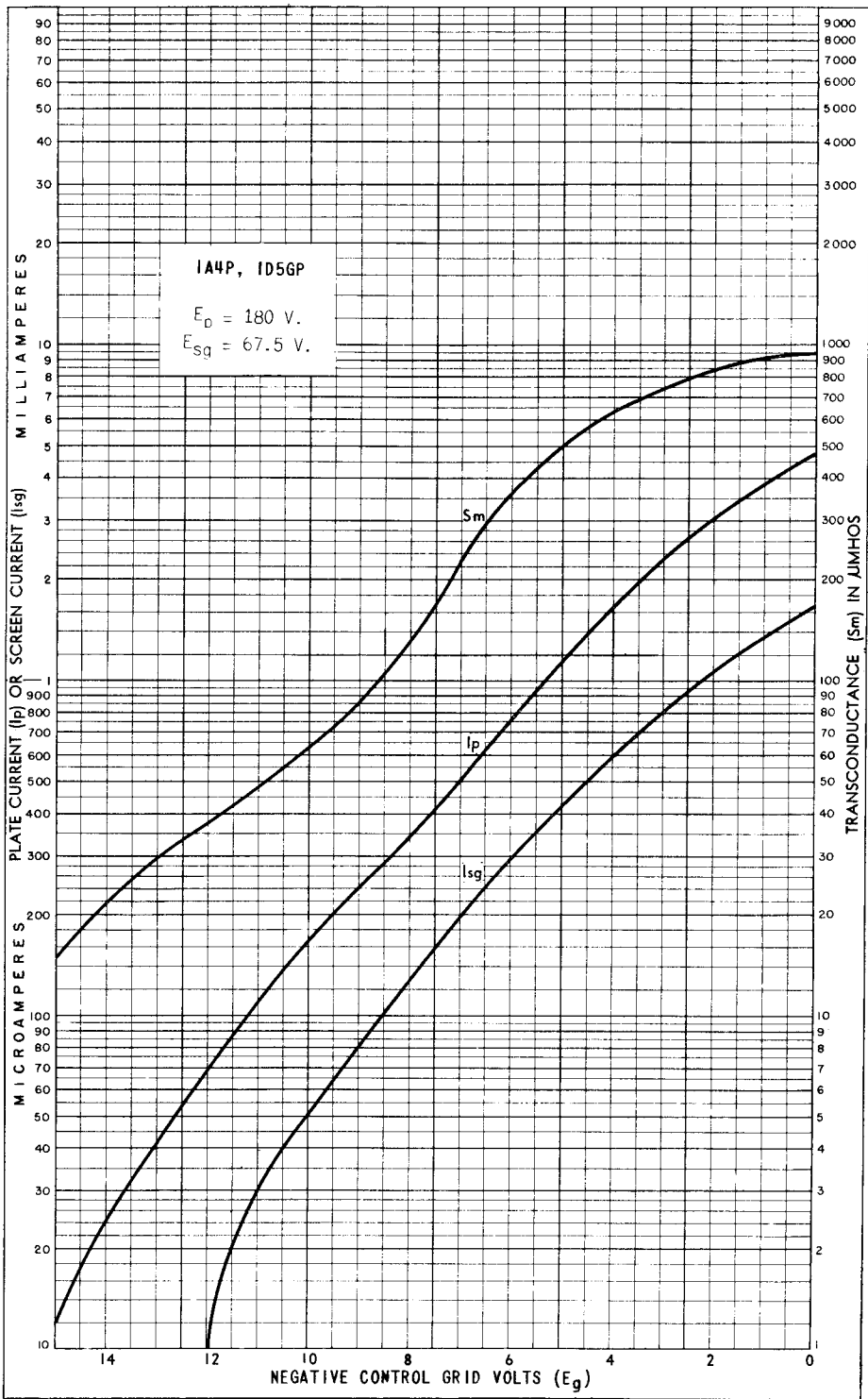


PLATE  
 1457  
 AUG. 31  
 1944