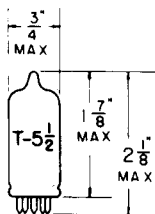


**TUNG-SOL**

**TETRODE**

MINIATURE TYPE



GLASS BULB

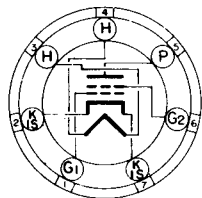
COATED UNIPOTENTIAL CATHODE

HEATER

2.9 VOLTS 0.45 AMP.

AC OR DC

ANY MOUNTING POSITION



**BOTTOM VIEW**

MINIATURE  
7 PIN BASE  
7EW

THE 3EV5 IS A HIGH GAIN, SHARP-CUTOFF SEVEN PIN TETRODE DESIGNED PARTICULARLY FOR SERVICE IN V.H.F. TELEVISION TUNERS. IT HAS HIGH TRANSCONDUCTANCE, EXTREMELY LOW SCREEN CURRENT AND HIGH INPUT IMPEDANCE AT 200 MC. RESULTING IN IMPROVED NOISE FIGURE. EXCEPT FOR HEATER RATINGS, THE 3EV5 IS IDENTICAL TO THE 2EV5 AND IS SIMILAR TO THE 6EV5.

**DIRECT INTERELECTRODE CAPACITANCES<sup>A</sup>**  
WITH EXTERNAL SHIELD

GRID #1 TO PLATE (MAX.)	0.035	μμf
INPUT	4.50	μμf
OUTPUT	2.90	μμf

**RATINGS**

INTERPRETED ACCORDING TO DESIGN MAXIMUM SYSTEM<sup>B</sup>

HEATER VOLTAGE	2.9	VOLTS
MAXIMUM PLATE VOLTAGE	275	VOLTS
MAXIMUM GRID #2 SUPPLY VOLTAGE	180	VOLTS
MAXIMUM GRID #2 VOLTAGE	SEE GRID #2 INPUT RATING CHART	
MAXIMUM PLATE DISSIPATION	3.25	WATTS
MAXIMUM GRID #2 DISSIPATION	0.2	WATTS
MAXIMUM GRID #1 VOLTAGE:		
POSITIVE VALUE	0	VOLTS
MAXIMUM CATHODE CURRENT	20	MA.
MAXIMUM HEATER-CATHODE VOLTAGE:		
HEATER NEGATIVE WITH RESPECT TO CATHODE		
TOTAL DC AND PEAK	100	VOLTS
HEATER POSITIVE WITH RESPECT TO CATHODE		
DC	50	VOLTS
TOTAL DC AND PEAK	100	VOLTS
MAXIMUM GRID CIRCUIT RESISTANCE	0.5	MEG OHM

<sup>A</sup> WITH SHIELD #31<sup>A</sup> CONNECTED TO PIN #2.

<sup>B</sup> DESIGN-MAXIMUM RATINGS ARE LIMITING VALUES OF OPERATING AND ENVIRONMENTAL CONDITIONS APPLICABLE TO A BOGEY ELECTRON DEVICE OF A SPECIFIED TYPE AS DEFINED BY ITS PUBLISHED DATA, AND SHOULD NOT BE EXCEEDED UNDER THE WORST PROBABLE CONDITIONS. THE DEVICE MANUFACTURER CHOOSES THESE VALUES TO PROVIDE ACCEPTABLE SERVICEABILITY OF THE DEVICE, TAKING RESPONSIBILITY FOR THE EFFECTS OF CHANGES IN OPERATING CONDITIONS DUE TO VARIATIONS IN DEVICE CHARACTERISTICS. THE EQUIPMENT MANUFACTURER SHOULD DESIGN SO THAT INITIALLY AND THROUGHOUT LIFE NO DESIGN-MAXIMUM VALUE FOR THE INTENDED SERVICE IS EXCEEDED WITH A BOGEY DEVICE UNDER THE WORST PROBABLE OPERATING CONDITIONS WITH RESPECT TO SUPPLY-VOLTAGE VARIATION, EQUIPMENT COMPONENT VARIATION, EQUIPMENT CONTROL ADJUSTMENT, LOAD VARIATION, SIGNAL VARIATION, AND ENVIRONMENTAL CONDITIONS.

CONTINUED ON FOLLOWING PAGE

PRINTED IN U. S. A.

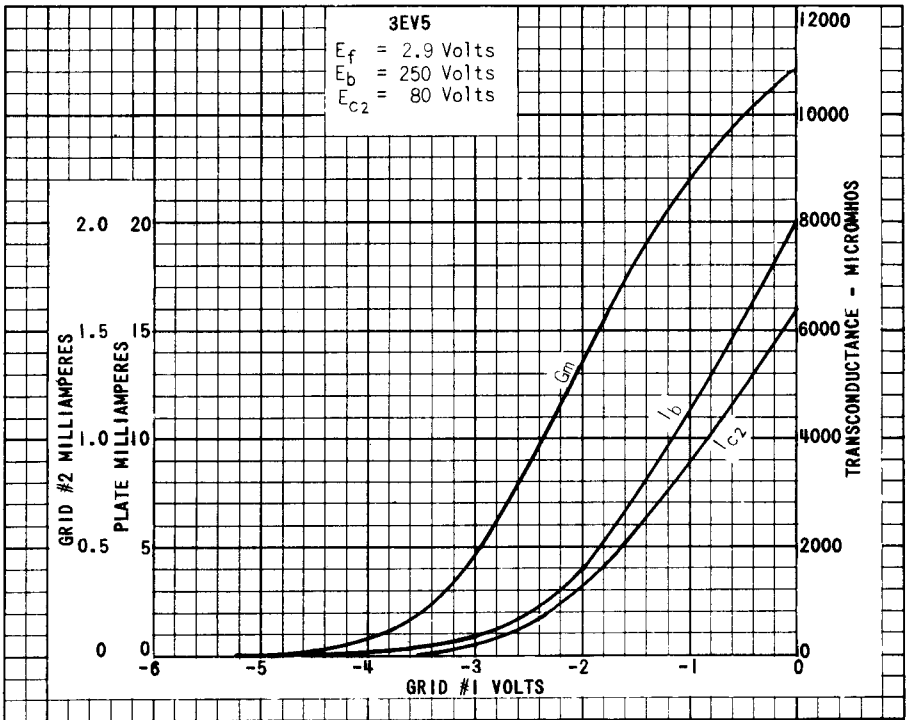
**TUNG-SOL**

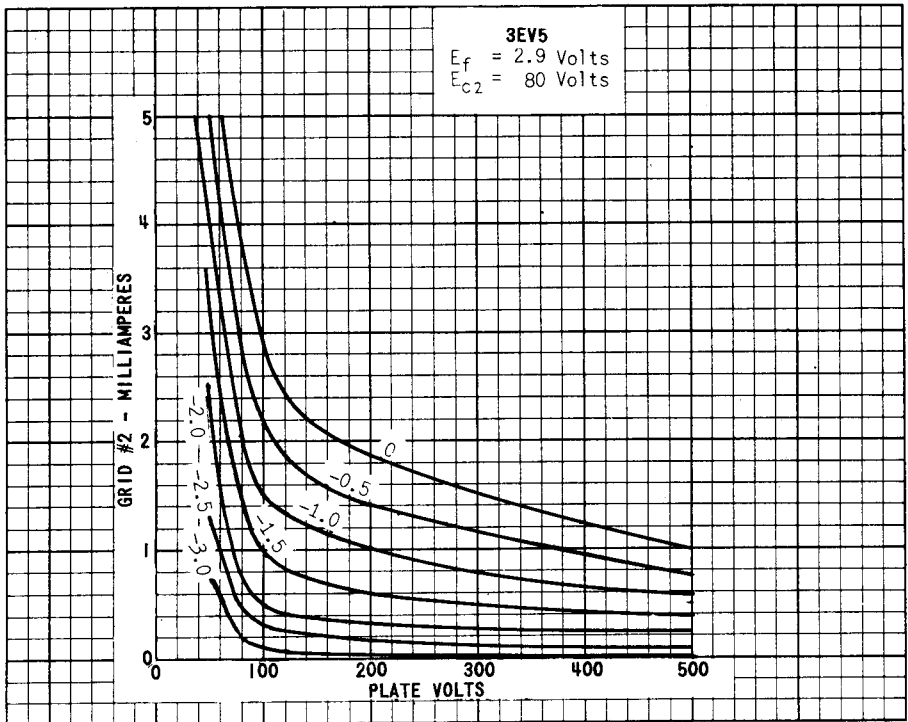
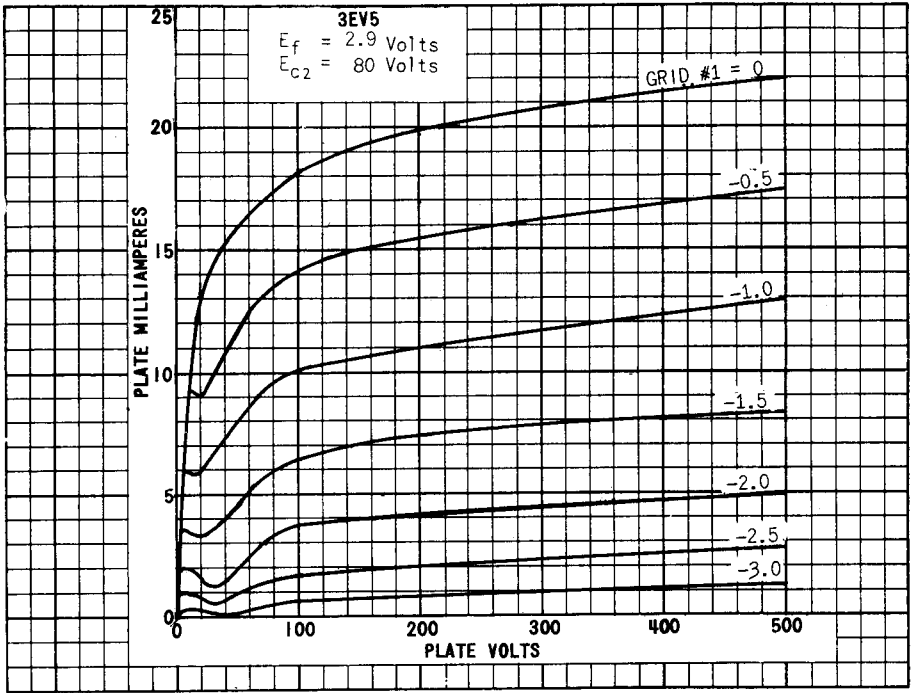
CONTINUED FROM PRECEDING PAGE

**TYPICAL OPERATING CONDITIONS AND CHARACTERISTICS**

HEATER VOLTAGE	2.9	VOLTS
HEATER CURRENT	0.45	AMP.
PLATE VOLTAGE	250	VOLTS
GRID #2 VOLTAGE	80	VOLTS
GRID #1 VOLTAGE	-1	VOLTS
PLATE RESISTANCE	0.150	MEGOHM
TRANSCONDUCTANCE	8800	μMHOS
GRID #1 CUTOFF BIAS <sup>C</sup>	4.5	VOLTS
PLATE CURRENT	11.5	MA.
GRID #2 CURRENT	0.90	MA.

<sup>C</sup> FOR TRANSCONDUCTANCE OF 100 μMHOS.





PRINTED IN U. S. A.

