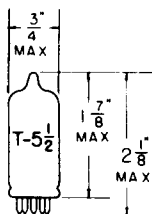


TUNG-SOL

PENTODE

MINIATURE TYPE



GLASS BULB

MINIATURE BUTTON
7 PIN BASE E7-1OUTLINE DRAWING
JEDEC 5-2

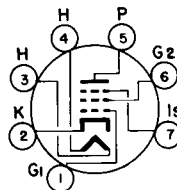
COATED UNIPOTENTIAL CATHODE

HEATER

5.6 VOLTS 0.45±.03 AMP.

AC OR DC

ANY MOUNTING POSITION



BOTTOM VIEW

BASING DIAGRAM

JEDEC 7CM

THE 5EW6 IS A SHARP CUTOFF PENTODE IN THE 7-PIN MINIATURE CONSTRUCTION AND HAS BEEN DESIGNED FOR INTERMEDIATE AMPLIFIER SERVICE IN TELEVISION RECEIVERS. EXCEPT FOR HEATER RATINGS AND HEATER WARM-UP TIME, THE 5EW6 IS IDENTICAL TO THE 6EW6.

DIRECT INTERELECTRODE CAPACITANCES

	WITH SHIELD ^A	WITHOUT SHIELD	
GRID #1 TO PLATE (MAX.)	0.03	0.04	μuf
INPUT	10.0	10.0	μuf
OUTPUT	3.4	2.4	μuf

RATINGS

INTERPRETED ACCORDING TO DESIGN-MAXIMUM VALUES

HEATER VOLTAGE	5.6	VOLTS
MAXIMUM PLATE VOLTAGE	330	VOLTS
MAXIMUM SCREEN-SUPPLY VOLTAGE	330	VOLTS
MAXIMUM SCREEN VOLTAGE	SEE SCREEN RATING CHART	
MAXIMUM POSITIVE DC GRID #1 VOLTAGE	0	VOLTS
MAXIMUM PLATE DISSIPATION	3.1	WATTS
MAXIMUM SCREEN DISSIPATION	0.65	WATTS
MAXIMUM HEATER CATHODE VOLTAGE:		
HEATER POSITIVE WITH RESPECT TO CATHODE		
DC COMPONENT	100	VOLTS
TOTAL DC AND PEAK	200	VOLTS
HEATER NEGATIVE WITH RESPECT TO CATHODE		
TOTAL DC AND PEAK	200	VOLTS
HEATER WARM-UP TIME ^A (AVG.) *	11	SECONDS

DESIGN-MAXIMUM RATINGS ARE LIMITING VALUES OF OPERATING AND ENVIRONMENTAL CONDITIONS APPLICABLE TO A BOGEY ELECTRON DEVICE OF A SPECIFIED TYPE AS DEFINED BY ITS PUBLISHED DATA, AND SHOULD NOT BE EXCEEDED UNDER THE WORST PROBABLE CONDITIONS. THE DEVICE MANUFACTURER CHOOSES THESE VALUES TO PROVIDE ACCEPTABLE SERVICEABILITY OF THE DEVICE, TAKING RESPONSIBILITY FOR THE EFFECTS OF CHANGES IN OPERATING CONDITIONS DUE TO VARIATIONS IN DEVICE CHARACTERISTICS. THE EQUIPMENT MANUFACTURER SHOULD DESIGN SO THAT INITIALLY AND THROUGHOUT LIFE NO DESIGN-MAXIMUM VALUE FOR THE INTENDED SERVICE IS EXCEEDED WITH A BOGEY DEVICE UNDER THE WORST PROBABLE OPERATING CONDITIONS WITH RESPECT TO SUPPLY-VOLTAGE VARIATION, EQUIPMENT COMPONENT VARIATION, EQUIPMENT CONTROL ADJUSTMENT, LOAD VARIATION, SIGNAL VARIATION, AND ENVIRONMENTAL CONDITIONS.

^A WITH EXTERNAL SHIELD (EIA 316) CONNECTED TO CATHODE.

CONTINUED ON FOLLOWING PAGE

TUNG-SOL

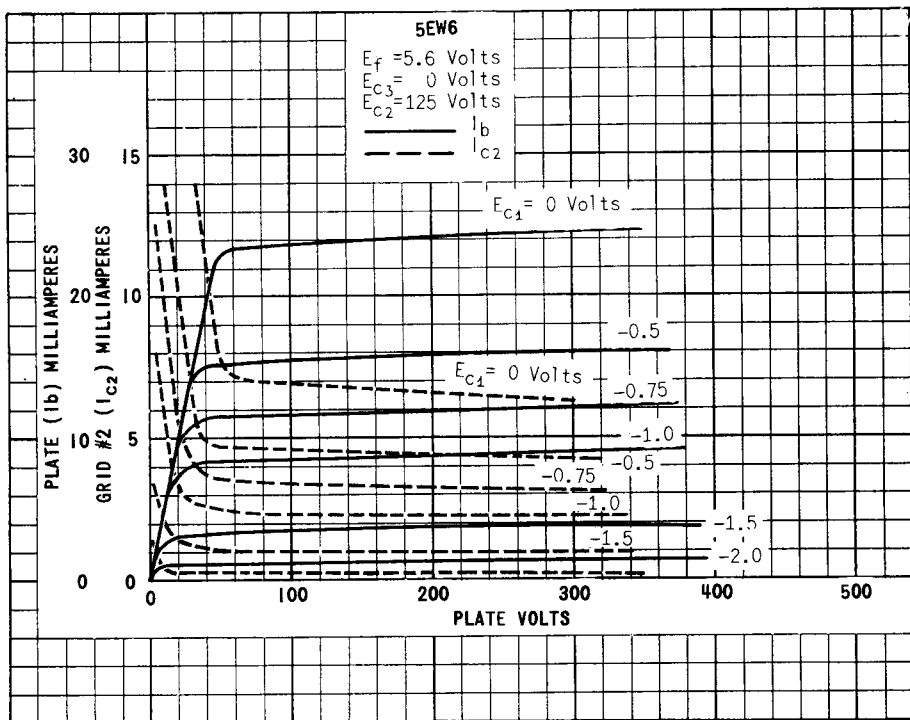
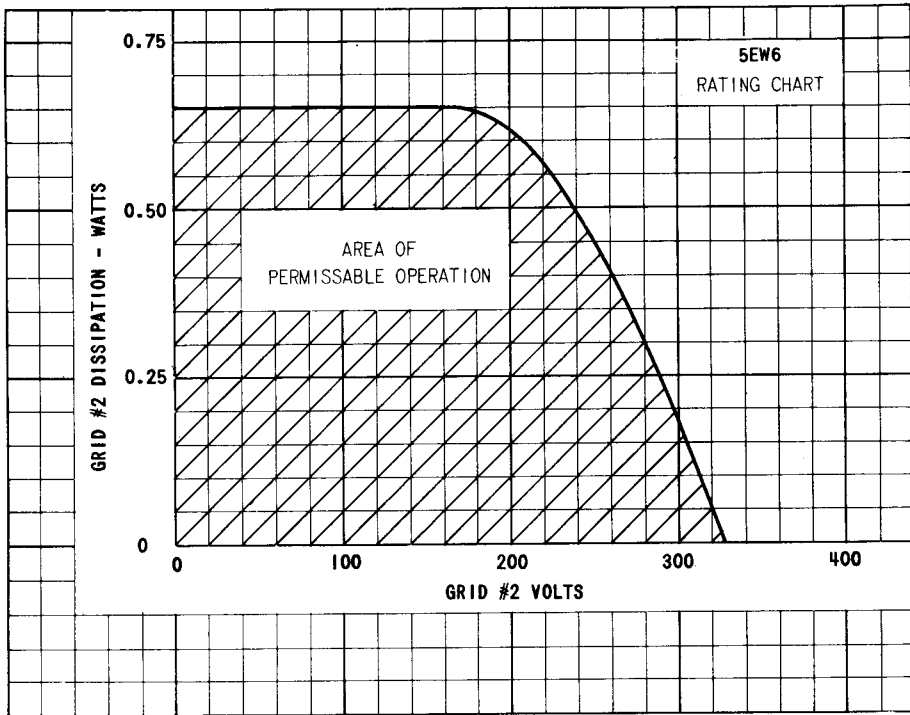
CONTINUED FROM PRECEDING PAGE

TYPICAL OPERATING CONDITIONS AND CHARACTERISTICS

CLASS A₁ AMPLIFIER

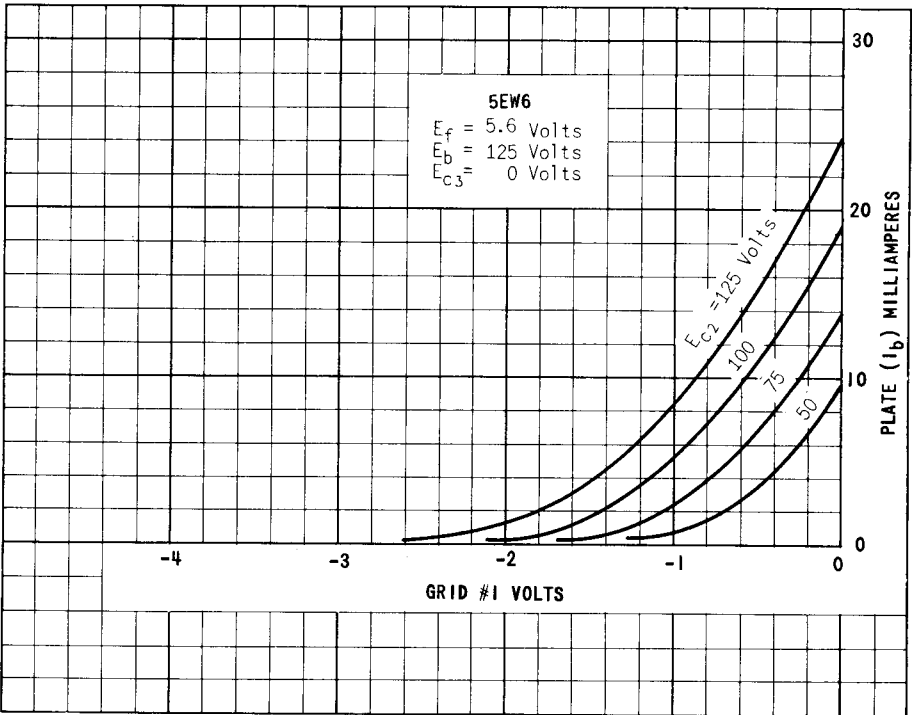
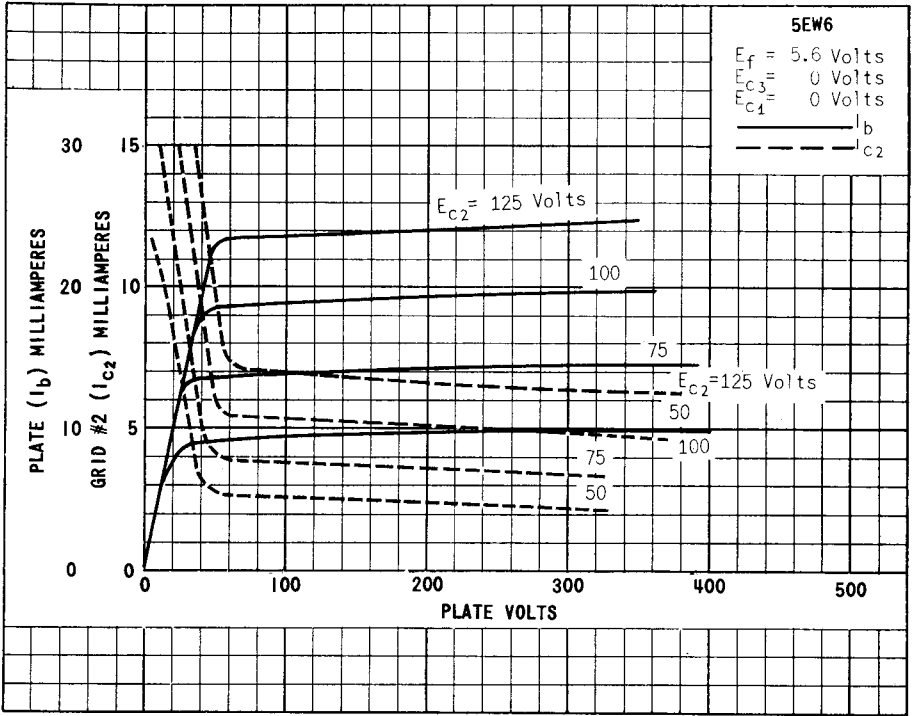
PLATE VOLTAGE	125	VOLTS
SUPPRESSOR, CONNECTED TO CATHODE AT SOCKET		
SCREEN VOLTAGE	125	VOLTS
CATHODE-BIAS RESISTOR	56	OHMS
PLATE RESISTANCE (APPROX.)	0.2	MEG OHMS
TRANSCONDUCTANCE	14 000	μMHOS
PLATE CURRENT	11	MA.
SCREEN CURRENT	3.2	MA.
GRID #1 VOLTAGE (APPROX.) $I_b = 20 \mu\text{AMPS.}$	-3.5	VOLTS

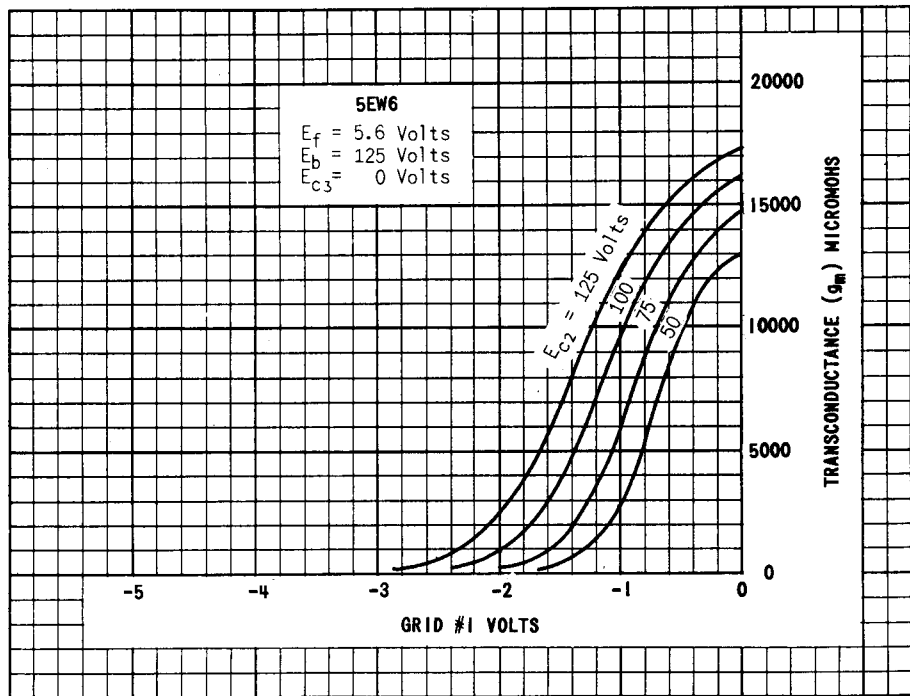
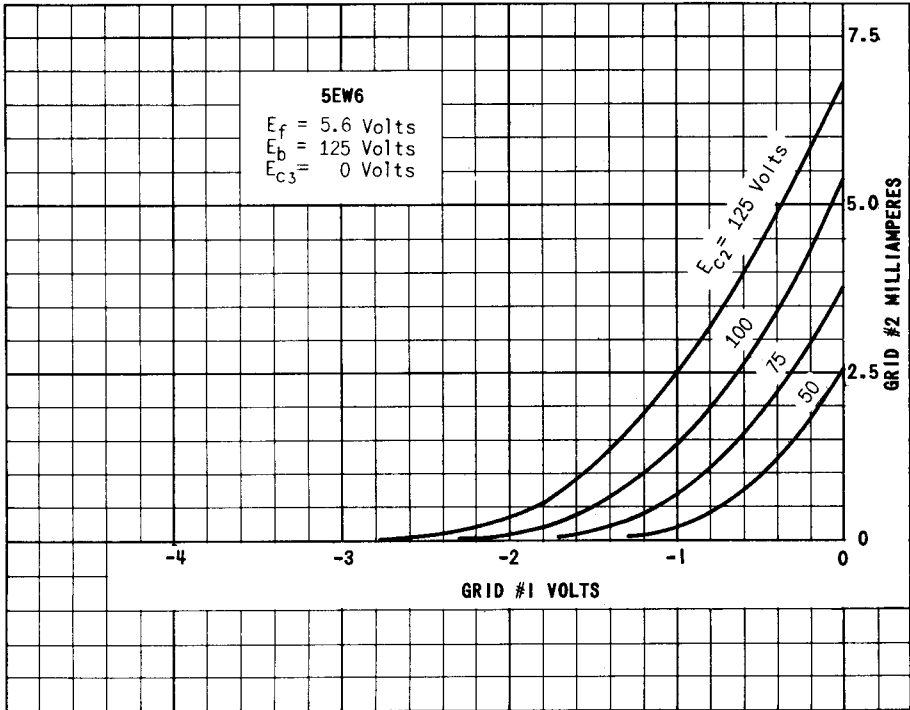
* HEATER WARM-UP TIME IS DEFINED AS THE TIME REQUIRED FOR THE VOLTAGE ACROSS THE HEATER TO REACH 80% OF ITS RATED VOLTAGE AFTER APPLYING 4 TIMES RATED HEATER VOLTAGE TO A CIRCUIT CONSISTING OF THE TUBE HEATER IN SERIES WITH A RESISTANCE OF VALUE 3 TIMES THE NOMINAL HEATER OPERATING RESISTANCE.



PRINTED IN U. S. A.

5EW6





PRINTED IN U. S. A.