



Excellence in Electronics

TYPE
CK5875

The CK5875 is a filament type, fully shielded, sharp-cutoff pentode of subminiature construction designed for use as a blocking oscillator in radiosonde applications. The flexible terminal leads may be soldered or welded directly to the terminals of circuit components without the use of sockets. Standard subminiature sockets may be used by cutting the leads to 0,20" length.

MECHANICAL DATA

ENVELOPE: T-2X3 Glass ●

BASE: None (0.016" tinned flexible leads. Length: 1.5" min.
Spacing: 0.048" center-to-center)

TERMINAL CONNECTIONS: (*Red Dot is adjacent to Lead 1*)

Lead 1 Plate	Lead 4 Grid #1
Lead 2 Grid #2	Lead 5 Filament, Positive;
Lead 3 Filament, Negative;	Grid #3 ♦
Shield; Grid #3 ♦	

MOUNTING POSITION: Any

ELECTRICAL DATA

DIRECT INTERELECTRODE CAPACITANCES: (*ufds.*)

Grid to Plate (g1 to p)	0.03 max.
Input: g1 to (f+g2+g3+shd.)	4.0
Output: p to (f+g2+g3+shd.)	4.0

RATINGS-ABSOLUTE MAXIMUM VALUES:

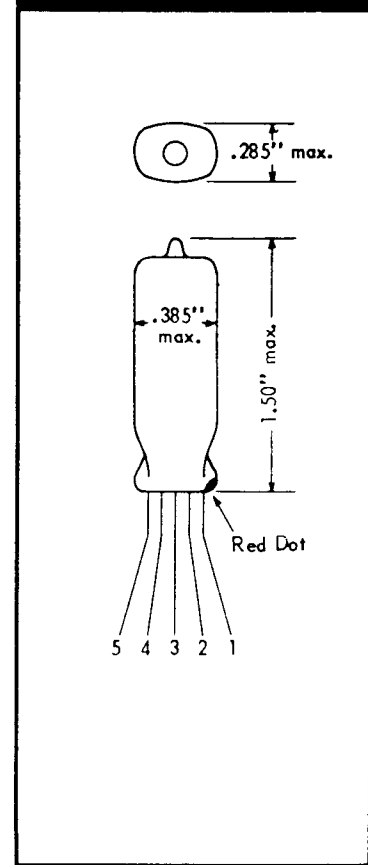
Filament Voltage (dc)	1.25 ± 20% volts
Plate Voltage	100 volts
Grid #2 Voltage	100 volts
Total Cathode Current	7.0 ma.

CHARACTERISTICS AND TYPICAL OPERATION-CLASS A1 AMPLIFIER:

Filament Voltage (dc)	1.25 volts
Filament Current	100 ma.
Plate Voltage	90 volts
Grid #2 Voltage	90 volts
Grid #1 Voltage	0 volts
Transconductance	2500 μmhos
Plate Current	3.5 ma.
Grid #2 Current	0.9 ma.
Grid #1 Voltage (approx.) for Gm= 10 μmhos	-3.5 volts

● *Bulb is entirely coated with a metallic shield connected to lead 3:*

♦ *Grid #3 is comprised of two separate deflector plates, one of which is connected to lead 3 and the other to lead 5.*



Tentative Data

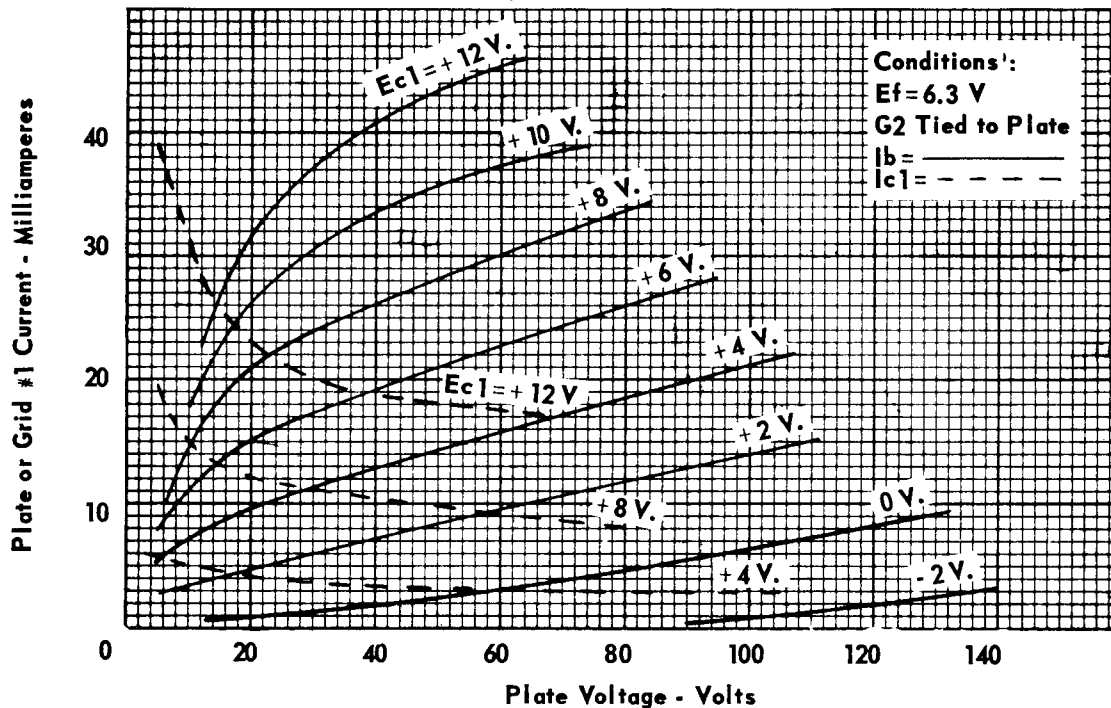
INDUSTRIAL TUBE DIVISION

RAYTHEON MANUFACTURING COMPANY

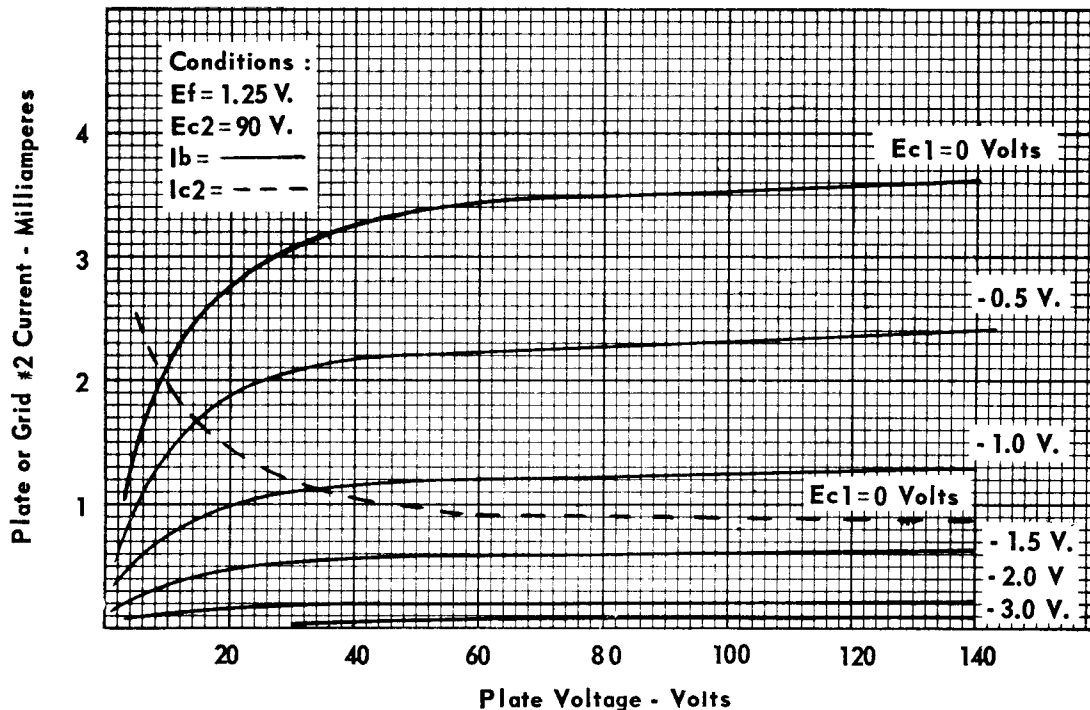


SUBMINIATURE PENTODE

AVERAGE PLATE CHARACTERISTICS
(Triode Connected)



AVERAGE PLATE CHARACTERISTICS



INDUSTRIAL TUBE DIVISION

RAYTHEON MANUFACTURING COMPANY