

MINIATURE DIODE TRIODE

EAC91

Oscillator triode combined with a single diode
for use as a frequency changer.

HEATER

V _h	6.3	V
I _h	0.3	A

CAPACITANCES

c _{in}	1.7	μF
c _{out}	0.4	μF
c _{at-g}	1.6	μF
c _{g-ad}	<0.1	μF
c _{at-ad}	0.4	μF
c _{ad-kd}	1.5	μF
c _{kt-kd}	0.4	μF

CHARACTERISTICS (Triode Section)

V _a	200	V
I _a	7.5	mA
V _g	-2.8	V
g _m	2.8	mA/V
μ	36	
r _a	12,800	Ω

OPERATING CONDITIONS AS U.H.F. FREQUENCY CHANGER

See circuit overleaf

Coil data -	L ₁	Turns	3½
		Coil diameter	10 mm.
		Coil length	7 mm.
		Dia. of wire	1 mm.
	L ₂	Dust cored, to tune to intermediate frequency.	
	L ₃ } L ₄ }	Dependent upon signal frequency.	

LIMITING VALUES

Triode Section	V _a max.	250	V
	W _a max.	2	W
	I _k max.	10	mA
	V _{h-k} max.	50	V
Diode Section	V _a max.	50	V
	I _a max.	5	mA
Max. Operating Frequency as Frequency Changer			
	Limiting Frequency of Oscillation	300	Mc/s
		600	Mc/s



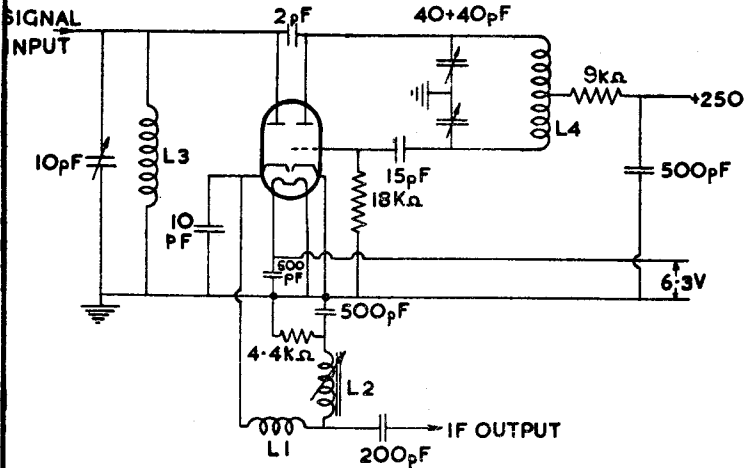
EAC91

MINIATURE DIODE TRIODE

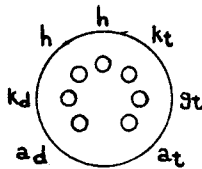
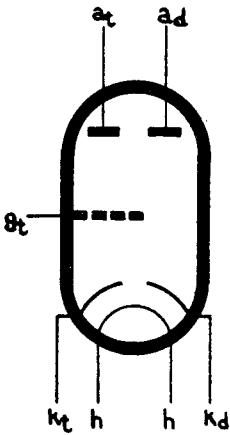
Oscillator triode combined with a single diode
for use as a frequency changer.

UHF FREQUENCY CHANGER CIRCUIT FOR USE UP TO 300Mc/s.

INTERMEDIATE FREQUENCY 12 TO 45 Mc/s.

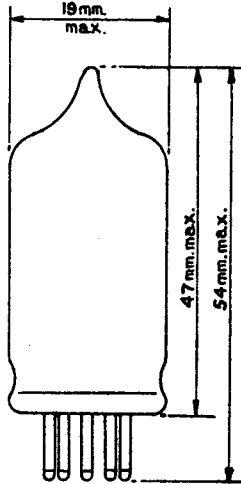


ARRANGEMENT OF ELECTRODES AND BASE CONNECTIONS



B7G BASE

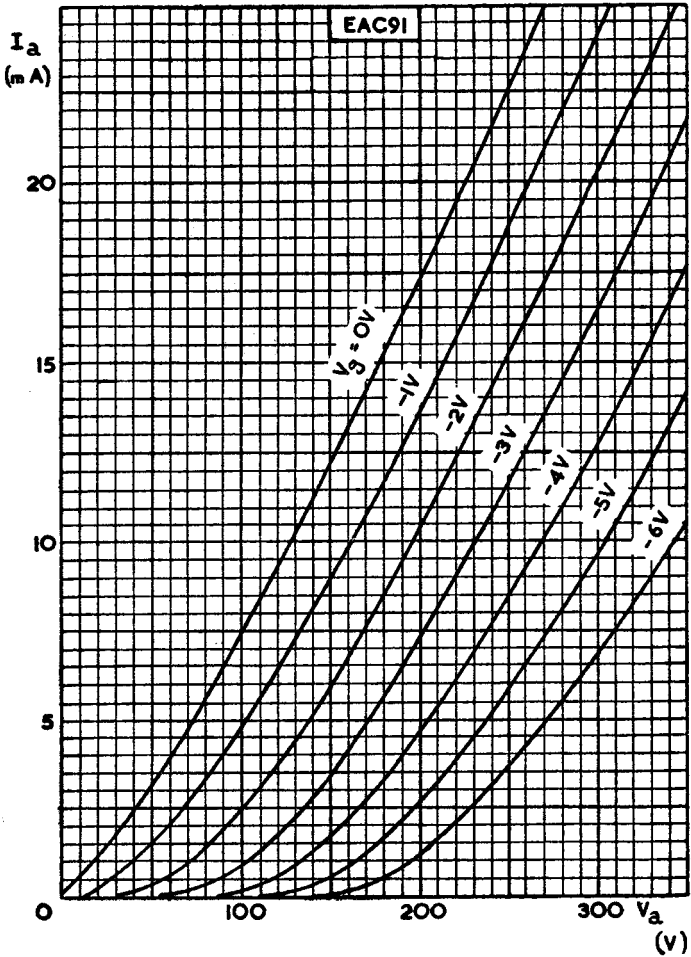
DIMENSIONS



MINIATURE DIODE TRIODE

EAC91

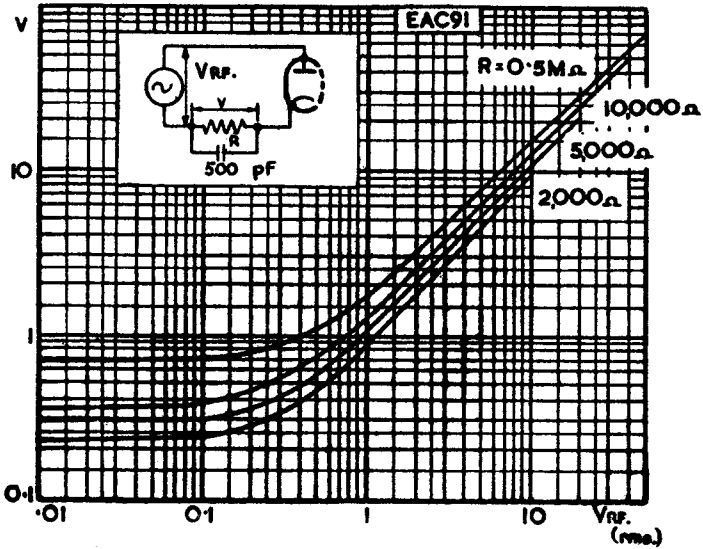
Oscillator triode combined with a single diode
for use as a frequency changer.



EAC91

MINIATURE DIODE TRIODE

Oscillator triode combined with a single diode
for use as a frequency changer.



MINIATURE DIODE TRIODE

EAC91

Oscillator triode combined with a single diode
for use as a frequency changer.

