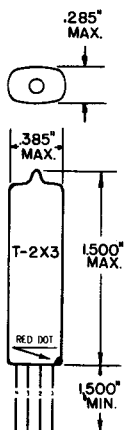


**TUNG-SOL**

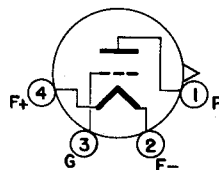
GLASS BULB

DOT IS ADJACENT  
TO LEAD 1

TRIODE  
SUBMINIATURE TRIODE

FOR  
AMPLIFIER OR OSCILLATOR  
APPLICATIONS

COATED FILAMENT  
ANY MOUNTING POSITION



BOTTOM VIEW  
0.016" TINNED  
FLEXIBLE LEADS  
0.048" CENTER-TO-CENTER  
IN-LINE

THE 6286 IS A FILAMENTARY TYPE TRIODE OF SUBMINIATURE CONSTRUCTION WITH 4 FLEXIBLE LEADS. IT IS DESIGNED FOR USE AS AN AMPLIFIER OR OSCILLATOR IN MILITARY APPLICATIONS.

**DIRECT INTERELECTRODE CAPACITANCES**  
WITHOUT EXTERNAL SHIELD

GRID TO PLATE	1.6	pf
GRID TO FILAMENT	1.3	pf
PLATE TO FILAMENT	2.1	pf

**FILAMENT CHARACTERISTICS AND RATINGS**

ABSOLUTE MAXIMUM VALUES - SEE EIA STANDARD RS-239

AVERAGE CHARACTERISTICS	1.25	VOLTS	125	MA.
LIMITS OF APPLIED VOLTAGE			1.25 ± .25	VOLTS

**MAXIMUM RATINGS**

ABSOLUTE MAXIMUM VALUES - SEE EIA STANDARD RS-239

PLATE VOLTAGE	100	VOLTS
PLATE DISSIPATION	0.45	WATT
PLATE CURRENT	7.0	MA.

CONTINUED ON FOLLOWING PAGE

## TUNG-SOL

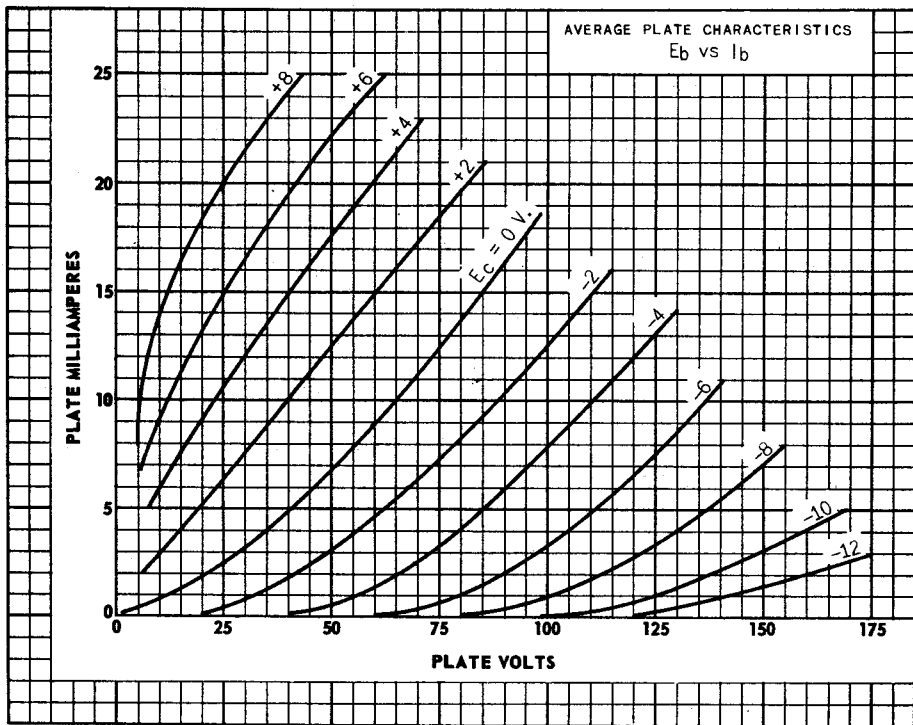
CONTINUED FROM PRECEDING PAGE


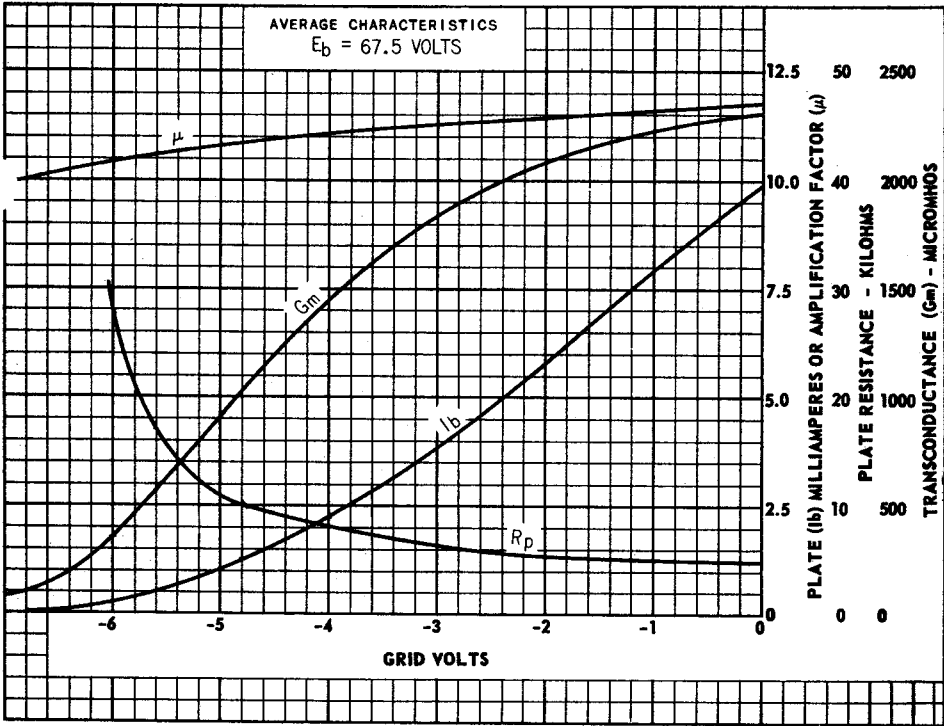
## CHARACTERISTICS

PLATE VOLTAGE	67.5	VOLTS
GRID VOLTAGE	-2.0	VOLTS
PLATE CURRENT	6.0	MA.
TRANSCONDUCTANCE	2,100	$\mu$ MHOS
AMPLIFICATION FACTOR	11.5	
GRID VOLTAGE (APPROX.) FOR $I_b = 50 \mu$ A	-8.5	VOLTS

## TYPICAL OSCILLATOR CHARACTERISTICS AT 25 MC/S

PLATE VOLTAGE	67.5	VOLTS
PLATE SUPPLY RESISTANCE	1,500	OHMS
GRID RESISTANCE	18,000	OHMS
PLATE CURRENT	5.25	MA.
GRID CURRENT	325	$\mu$ A





PRINTED IN U. S. A.